

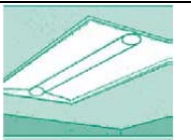


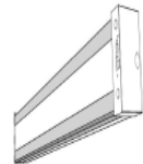
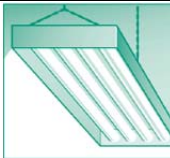
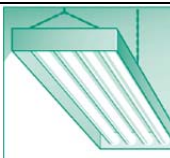



## Table A: Lighting Systems Incentives

Product Code	Product Description	Per Fixture Incentive	Eligibility Criteria	
20L	<u>LED</u> High Efficiency Interior Fixtures	\$65	1x4, 2x2 and 2x4  Prismatic, Parabolic, Recessed Direct and Recessed Indirect fixtures  Fixtures are required to be listed by Design Lights Consortium (for more information see <a href="http://www.designlights.org">www.designlights.org</a> )	
21L	<u>LED</u> Linear Indirect or Indirect/Direct Pendant Fixtures	\$85	Fixtures may have a Down-Light component of no greater than 45%. Fixtures with a Down-Light component must incorporate glare limiting louvers or a perforated cover shielding the lamps. Ceiling finish must be white and unobstructed.  Fixtures are required to be listed by Design Lights Consortium (for more information see <a href="http://www.designlights.org">www.designlights.org</a> )	
22L	<u>LED</u> Advanced Recessed Fixtures	\$65	Fixtures are required to be listed by Design Lights Consortium (for more information see <a href="http://www.designlights.org">www.designlights.org</a> )	
30L	<u>LED</u> Industrial/Commercial Fixtures	\$65	4 ft. and 8ft. Fixtures  LED industrial/commercial strip or wrap fixtures.  Applies to fixtures installed 16 feet or less above the floor. Only one incentive may be counted per fixture.  Fixtures are required to be listed by Design Lights Consortium (for more information see <a href="http://www.designlights.org">www.designlights.org</a> )	






# 2017 School New Equipment & Construction Lighting



Product Code	Product Description	Per Fixture Incentive	Eligibility Criteria	
31L	<u>LED</u> Clean Room Rated or Vapor Tight Fixtures	\$85	1x4 or 2x4  Fixtures are required to be listed by Design Lights Consortium (for more information see <a href="http://www.designlights.org">www.designlights.org</a> )	
32L	<u>LED</u> Stairwell Fixture with integral Occupancy sensor controls	\$85	To be eligible for incentives, fixtures must be installed in an 8,760 hour stairwell application with integral occupancy sensor control, setting lights to 50% or less output in control mode (not occupied). Not eligible for additional control incentive.  Fixtures are required to be listed by Design Lights Consortium (for more information see <a href="http://www.designlights.org">www.designlights.org</a> )	
40L	<u>LED</u> High and Low Bay High Intensity Fixtures	\$135	Wattage range is 35 watts to 149 watts. Recommended mounting height is > 16 feet above the floor.  Fixtures are required to be listed by Design Lights Consortium (for more information see <a href="http://www.designlights.org">www.designlights.org</a> )	
41L	<u>LED</u> High and Low Bay High Intensity Fixtures	\$200	Minimum Wattage is 150 watts. Recommended mounting height is > 16 feet above the floor.  Fixtures are required to be listed by Design Lights Consortium (for more information see <a href="http://www.designlights.org">www.designlights.org</a> )	
50L	LED Down Light Fixtures	\$25	Eligible LED Down Lights are required to be less than 25 watts and hardwired or GU-24 (pin) base. Screw Base LED Down Light Retrofit Kits are also eligible. Replacement lamps not eligible.  Fixtures are required to be listed by Design Lights Consortium (for more information see <a href="http://www.designlights.org">www.designlights.org</a> )	



# 2017 School New Equipment & Construction Lighting





Product Code	Product Description	Per Fixture Incentive	Eligibility Criteria	
51L	LED Hardwired Track Heads or Mono-Point Directional Fixtures	\$25	LED track heads hardwired installations only, replacement lamps not eligible. Fixtures are required to be listed by Design Lights Consortium (for more information see <a href="http://www.designlights.org">www.designlights.org</a> ).	
60L	LED Cooler , Freezer, or Refrigerated 3' & 4' Fixture	\$40	Fixtures are required to be listed by Design Lights Consortium (for more information see <a href="http://www.designlights.org">www.designlights.org</a> )	
61L	LED Cooler , Freezer, or Refrigerated 5' & 6' Fixture	\$60	Fixtures are required to be listed by Design Lights Consortium (for more information see <a href="http://www.designlights.org">www.designlights.org</a> )	
70L	LED Low Bay Fixtures Garage & Canopy	\$65	LED Low Bay for Garages and Canopies 25-99 watts.  Fixtures are required to be listed by Design Lights Consortium (for more information see <a href="http://www.designlights.org">www.designlights.org</a> ).	
71L	LED Low Bay Fixtures Garage & Canopy	\$100	LED Low Bay for Garages and Canopies greater than 99 watts. Fixtures are required to be listed by Design Lights Consortium (for more information see <a href="http://www.designlights.org">www.designlights.org</a> ).	

# 2017 School New Equipment & Construction Lighting



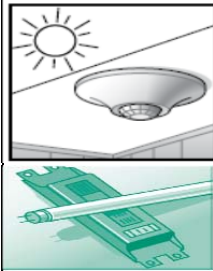


<p><b>80L</b></p>	<p><u>LED</u> Exterior Wall, Post, Ground, and Arm Mount Floods and Fixtures</p>	<p><b>\$65</b></p>	<p>Must be automatically controlled to avoid daylight operation. Wattage range is 25 watts to 99 watts Fixtures are required to be listed by Design Lights Consortium (for more information see <a href="http://www.designlights.org">www.designlights.org</a>).</p>	
<p><b>81L</b></p>	<p><u>LED</u> Exterior Wall, Post, Ground, and Arm Mount Floods and Fixtures</p>	<p><b>\$100</b></p>	<p>Must be automatically controlled to avoid daylight operation. Minimum wattage is 100 watts Fixtures are required to be listed by Design Lights Consortium (for more information see <a href="http://www.designlights.org">www.designlights.org</a>).</p>	

Product Code	Product Description	Per Fixture Incentive	Eligibility Criteria	
<p><b>90L</b></p>	<p><u>LED</u> Pole Mounted Parking, or Roadway Fixtures</p>	<p><b>\$135</b></p>	<p>Must be automatically controlled to avoid daylight operation. Wattage range is 45 watts to 149 watts. Fixtures are required to be listed by Design Lights Consortium (for more information see <a href="http://www.designlights.org">www.designlights.org</a>).</p>	
<p><b>91L</b></p>	<p><u>LED</u> Pole Mounted Parking, or Roadway Fixtures</p>	<p><b>\$200</b></p>	<p>Must be automatically controlled to avoid daylight operation. Minimum Wattage is 150 watts. Fixtures are required to be listed by Design Lights Consortium (for more information see <a href="http://www.designlights.org">www.designlights.org</a>).</p>	
<p><b>99L</b></p>	<p>LED New Fixtures</p>	<p><b>\$20</b></p>	<p>LED fixture categories not covered under other codes. Fixtures are required to be listed by Design Lights Consortium or ENERGY STAR. (for more information see <a href="http://www.designlights.org">www.designlights.org</a>). Linear LED Tubes (T8 style) <u>not</u> eligible for code 99L</p>	

Please note that only one incentive control strategy will be approved per fixture/area.

**Table A-1: Lighting Control Incentives**

Product Code	Product Description	Incentive	Eligibility Criteria	Min Controlled Wattage	
1	Remote Mounted Occupancy Sensor	\$65 per control	Only for customers under 5000 sq-ft.  Comply with manufacturer's coverage recommendations. No manual "ON" overrides.	90 (total)	
2	Wall mounted Occupancy/Vacancy Sensors	\$25 per control	Only for customers under 5000 sq-ft.  Occupancy Sensors must operate as Automatic On, and Automatic Off or Manual On and Off. Sensors are wall mounted devices only. Not recommended in multi stall restrooms, locker rooms, stairwells or rooms of greater than 250 square feet.	45 (total)	
3	Daylight Dimming System and/or Occupancy Controlled Step-Dimming System	\$25 per fixture	Only for customers under 5000 sq-ft.  Daylight: Must have continuous dimming or adjust to a minimum of 4 levels. Power consumption in low mode must not exceed 60%.	45 (per fixture)	
4	Integral High Bay Fixture Occupancy Control Systems	\$25 per fixture	Only for customers under 5000 sq-ft.  LED fixtures must be automatically controlled based on occupancy. Systems with manual "ON" or override switches are not eligible. Occupancy sensors are integral (built into) or permanently attached to each fixture.	45 (per fixture)	